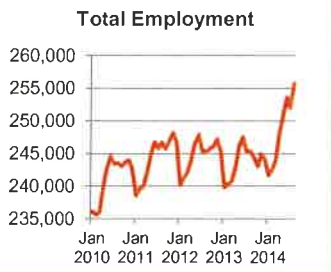


Economic Performance Dashboard

East Central Michigan Prosperity Region (PR-5): Q4 2014

Employment

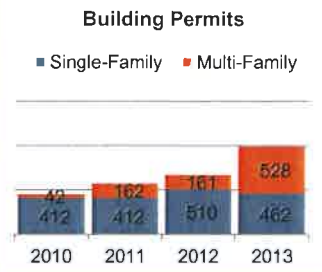
+ Job growth has accelerated since Jan. 2014.



U.S. Bureau of Labor Statistics

Housing Construction

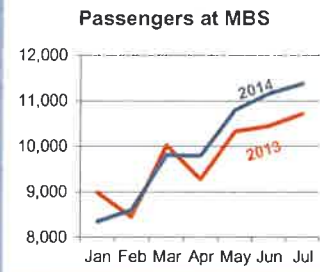
+ Building permits increased by 48% from 2012 to 2013.



U.S. Dept. of Housing and Urban Development

Air Travel

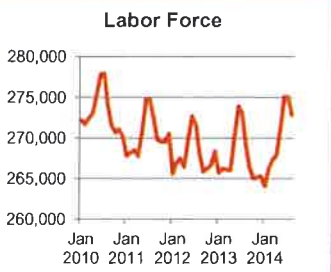
+ Air travel at MBS has been higher in April-July 2014 than in 2013.



U.S. Bureau of Transportation Statistics

Labor Force

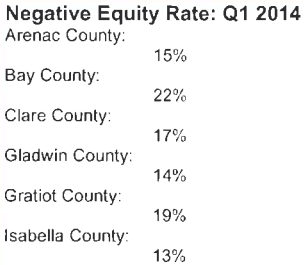
+ The labor force is slightly larger than it was in Aug. 2013.



U.S. Bureau of Labor Statistics

Mortgage Equity

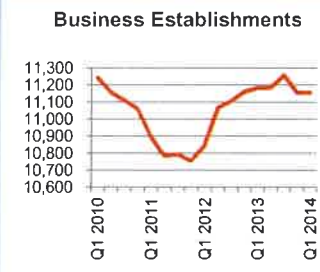
+ The region generally has better mortgage equity than Michigan.



Zillow Negative Equity Infographic

Business Creation


- The number of businesses is slightly lower in Q1 2014 than Q1



U.S. Bureau of Labor Statistics

Unemployment

+ The region's unemployment rate is better than the Michigan's rate.



U.S. Bureau of Labor Statistics

Unemployment

+ The region's unemployment rate is much lower than in 2010.



U.S. Bureau of Labor Statistics

Wages

- The region's wages are much lower than Michigan and the U.S.



U.S. Bureau of Labor Statistics